

To-Do List for the Rhododendron Year (October – September)

Adapted from information provided by Don Wallace, Singing Tree Gardens Nursery

Jump to: (click on month)

[October](#) – fall planting

[November](#) – enjoy the foliage

[December](#) – add dolomite lime

[January](#) – good time to move your rhododendrons

[February](#) – time to fertilize with 6-7-5

[March](#) – enjoy the bloom

[April](#) – enjoy the bloom

[May](#) – time to deadhead

[June](#) – continue deadheading, fertilize, and time to prune

[July](#) – still opportunity to prune, replenish mulch

[August](#) – eradicate weevils with poisons

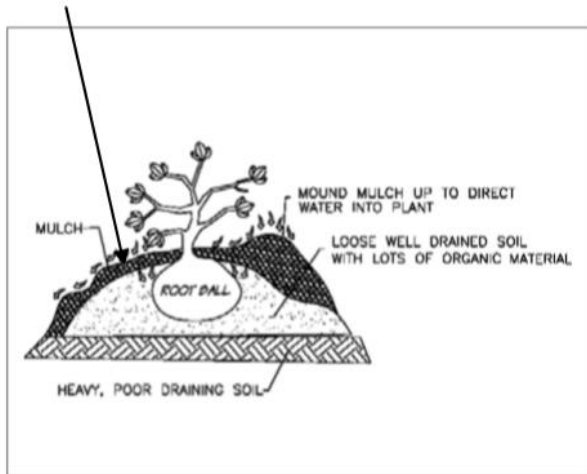
[September](#) – eradicate weevils organically

October

October is fall planting time. Select your favorite digging tool! Fall planting will result in a better root system developing over winter.

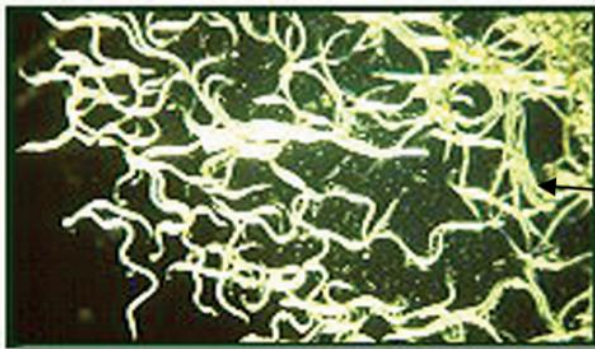


Sprinkle fertilizer around drip line.



Fall Fertilizer
2-10-10

Put our nematodes if you want to get rid of the weevils organically. This would be done **ONLY** if the October air temperature has not dropped below 50 degrees F.



Nematodes



Nematodes eating Larvae

The most important conditions for nematode release:

- Ample moisture
- Soil temperatures above 50 degrees F.
- Spray onto moist soil at base of plant

November

In November, our rhododendrons offer cover for neighborhood turkeys!



December



In December, a generous sprinkle of Dolomite Lime will add magnesium to the soil around your rhodies. When rhododendron leaves are tested for content, magnesium is the most plentiful element.

January



This is a good time to move your rhododendrons, provided the ground is not too saturated. Rhododendrons are about as dormant as they get in January (except those January Bloomers like *Rh. arboreum*).

February

With Valentine's Day comes another time to fertilize. Use a good rhododendron fertilizer with some nitrogen to give plants the necessary energy for the upcoming bloom.



6-7-5

March and April

This is the time to enjoy all of your beautiful flowers!



May

Now is the time to deadhead your rhodies:



June

Continue deadheading rhodies.

With Father's Day, we are reminded of the most important feeding. This application of fertilizer is what enables the rhododendron to make flower buds for the next year. Don't forget this feeding!



Apply 6-7-5 fertilizer

More Deadheading:



Pruning

When the flowers are finished, it's time to prune.

Tip Pruning:



Pinch off single growth to stimulate multiple shoots for bushier plants

If you missed your opportunity to tip prune, and your new growth looks like this -



- you can prune off the single shoots (see shoot growing from end of branch).



A couple of months later you will have a well-branched plant (below).



After Pruning

If your plant was grafted

You will have to cut off suckers that emerge below the graft.



Hard Pruning

By making one cut with loppers, you can stimulate a lot of growth:



Candidate for hard pruning



Growth



One year later

July

Most rhododendrons have **started** making their flower buds in July. Remember, it is always best to do any pruning **immediately after** flowering, that way any subsequent growth will be able to make flower buds for the following year.



New bud!

Replenish mulch



Place around plants (leave space around rhody to control water flow)

August

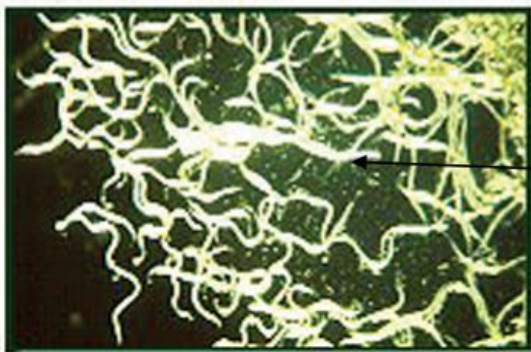
This is weevil eradication month. These pests are out and will soon be laying eggs, so now it is the time to poison them.



Grub

September

This is the month (and October) to put out nematodes if you want to get out the weevils organically:



Nematodes



Nematodes eating Larvae

The most important conditions for nematode release:

- Ample moisture
- Soil temperatures above 50 degrees F.
- Spray onto moist soil at base of plant

This brings us full circle to October again, and time to plant so we can have more rhododendrons to:

- Plant - October
- Low Nitrogen fertilizer (2-10-10) - October
- Water in Nematodes - October
- Enjoy Thanksgiving! - November
- Apply Dolomite Lime - December
- Dormant time - best to move a rhody - January
- Fertilize (6-7-5- February
- Enjoy and watch bloom - March
- Enjoy and watch bloom - April
- Deadhead - May
- Deadhead - June
- Fertilize (6-7-5) - June
- Pinch off growth - June
- Tip prune - June
- Hard prune - June
- Budding begins - July
- Replenish mulch - July
- Weevil eradication - August
- Water in Nematodes – September

[Return to Top](#)